



US00D491702S

(12) **United States Design Patent**  
**Tash**

(10) **Patent No.:** **US D491,702 S**  
(45) **Date of Patent:** **\*\* Jun. 15, 2004**

(54) **SNAKE PLUNGER**

D385,073 S \* 10/1997 Tash ..... D32/35  
6,216,283 B1 \* 4/2001 Tash ..... 4/255.11

(75) **Inventor:** **George Tash, Somis, CA (US)**

\* cited by examiner

(73) **Assignee:** **Tash Family Trust**

*Primary Examiner*—Louis S. Zarfas

(\*\*) **Term:** **14 Years**

*Assistant Examiner*—Robert A. Delehanty

(21) **Appl. No.:** **29/165,459**

(74) *Attorney, Agent, or Firm*—Lyon & Harr, LLP; Mark A. Watson

(22) **Filed:** **Aug. 10, 2002**

(57) **CLAIM**

(51) **LOC (7) Cl.** ..... **15-05**

The ornamental design for a snake plunger, as shown.

(52) **U.S. Cl.** ..... **D32/14**

**DESCRIPTION**

(58) **Field of Search** ..... D32/14, 35; 137/15.07;  
4/255.01, 255.05, 255.11, 108; 141/357;  
134/168 C; 15/104.03, 104.05

FIG. 1 is a perspective view of a snake plunger showing my new design;

FIG. 2 is a front plan view thereof;

FIG. 3 is a top plan view thereof; and,

FIG. 4 is a bottom plan view thereof.

(56) **References Cited**

**U.S. PATENT DOCUMENTS**

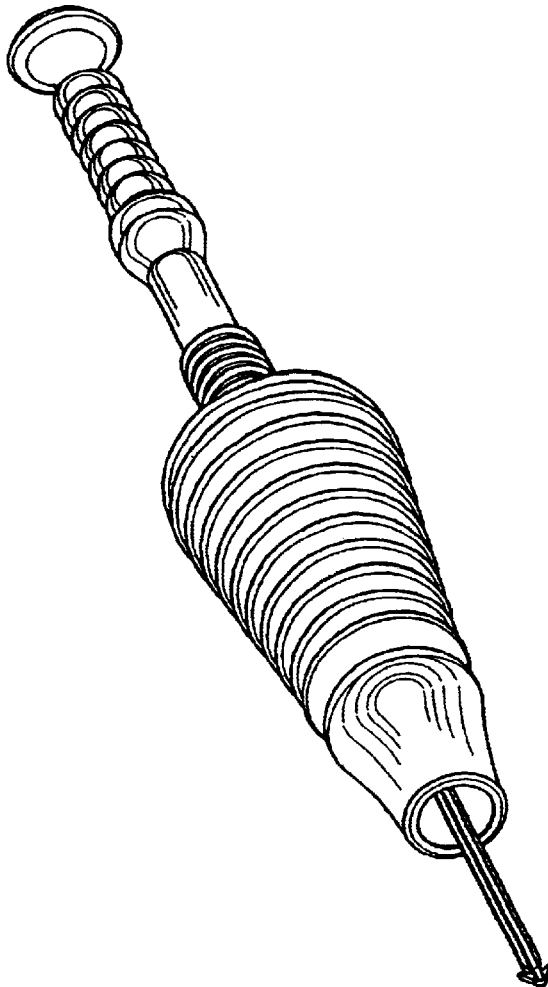
Note that the rear plan view and side plan views are substantially similar to the front plan view of FIG. 2, and have not been included herein.

D292,631 S \* 11/1987 Tash ..... D32/14

D381,146 S \* 7/1997 Tash ..... D32/35

D381,147 S \* 7/1997 Tash ..... D32/35

**1 Claim, 1 Drawing Sheet**



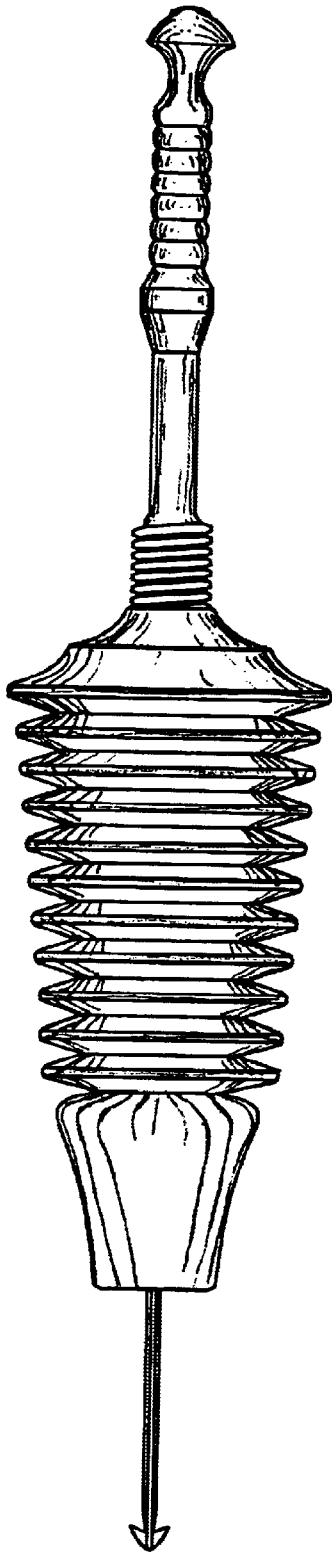


Figure 2

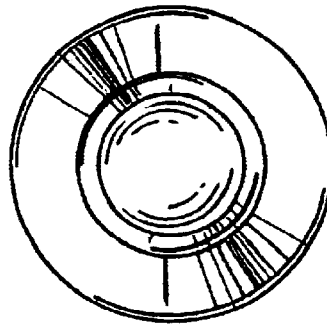


Figure 3

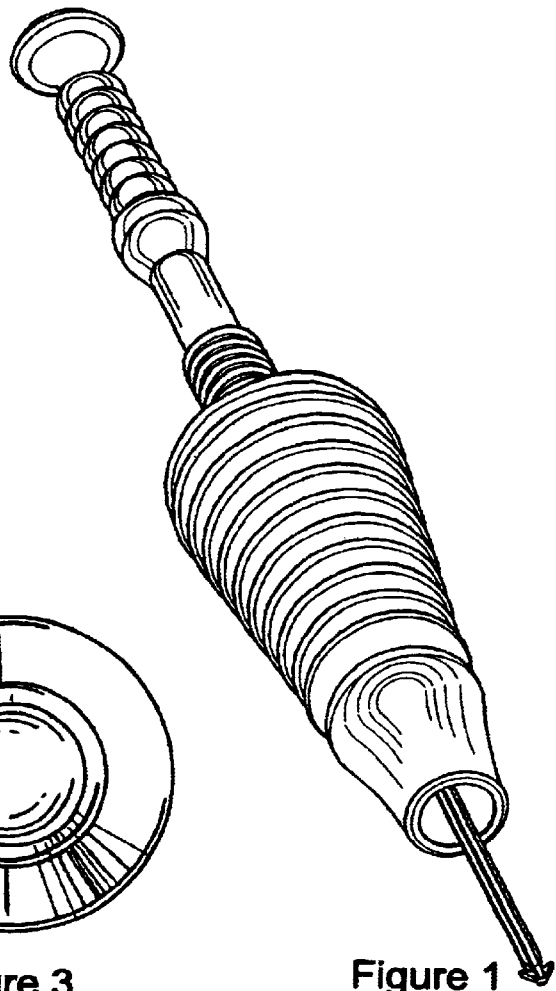


Figure 1

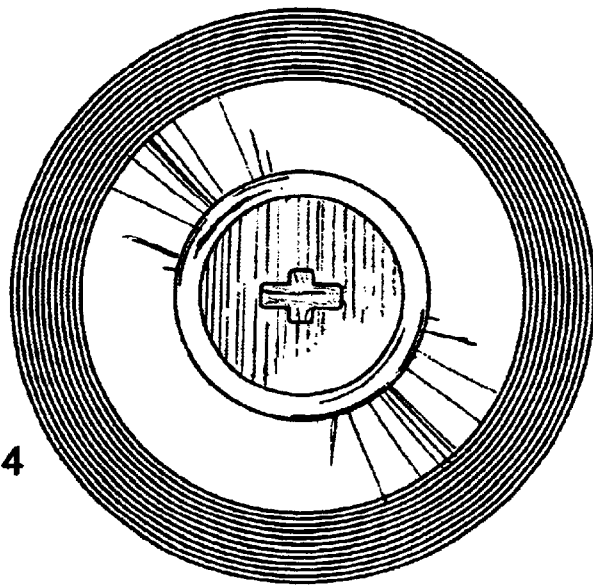


Figure 4